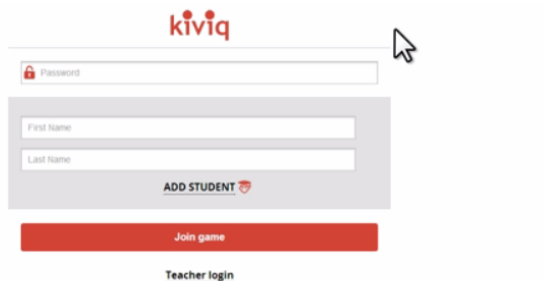


A Double Auction using Kiviq

Ryan Safner

January 23, 2018

Using Kiviq



The image shows the Kiviq login interface. At the top center is the "kiviq" logo in red. Below it is a white password input field with a red padlock icon and the text "Password". To the right of the password field is a mouse cursor. Below the password field is a grey rectangular box containing two white input fields: "First Name" and "Last Name". Below these fields is a red button with the text "ADD STUDENT" and a small red shield icon. Below the grey box is a large red button with the text "Join game". At the bottom center is a link labeled "Teacher login".

Figure: Log in with your first and last name

Using Kiviq

The screenshot shows the Kiviq website interface. At the top left is the Kiviq logo with the tagline "Economics games online!". To the right are navigation buttons for "Sessions" and "Statistics". Further right is a user profile for "Kyle (Logout)". Below the header, session information is displayed: "Session: 08/07/2014 10:20:17 AM" with a "rename" option, "Complete games: 0 of 2", and "Next game: Price Controls 1". A "SHOW HELP" link is also present. A red "Edit Games" button is located below the session info. A central area shows a mobile phone icon, three dots, and the URL "URL: kiviq.us". To the right, a "PLAYERS" box shows the number "1" and a message "Need two players to start". A large red box at the bottom displays the password "Code: grill".

Figure: I will display the password to our private room

Using Kiviq

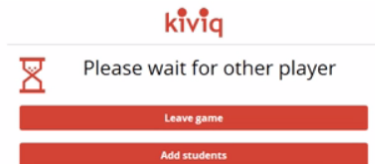


Figure: Successful logins should show waiting for others

Using Kiviq: Buyers

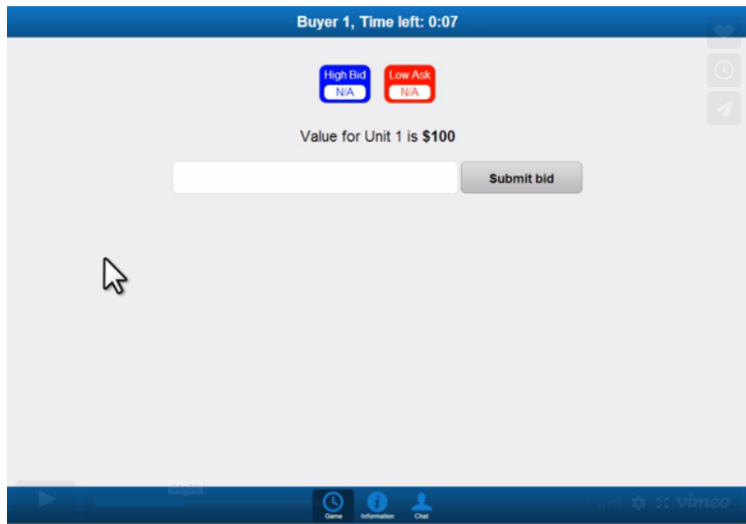


Figure: Buyers have blue screen, shows your value for the unit

Using Kiviq: Buyers



Figure: Enter your bid (current highest bid shown at top)

Using Kiviq: Buyers

Buyer 1, Time left: 0:00

Buyer 1	Value	Price	Profit
Unit 1	\$ 100	\$ 70	\$ 30
Unit 2	\$ 67	\$ 64	\$ 3
Unit 3	\$ 34	\$ 48	\$ -14
Unit 4	\$ 1		

Current earnings | \$ 19

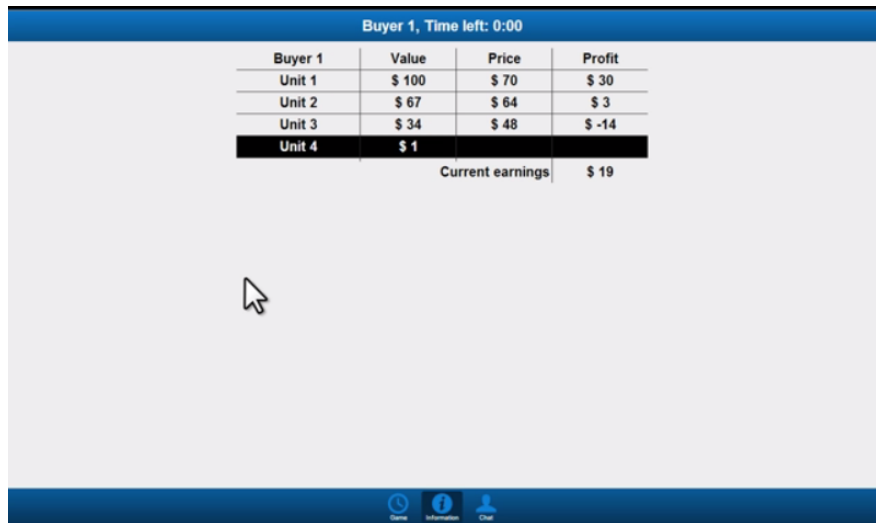


Figure: You can see your value for each unit, **you don't need to buy every unit!**

Using Kiviq: Buyers

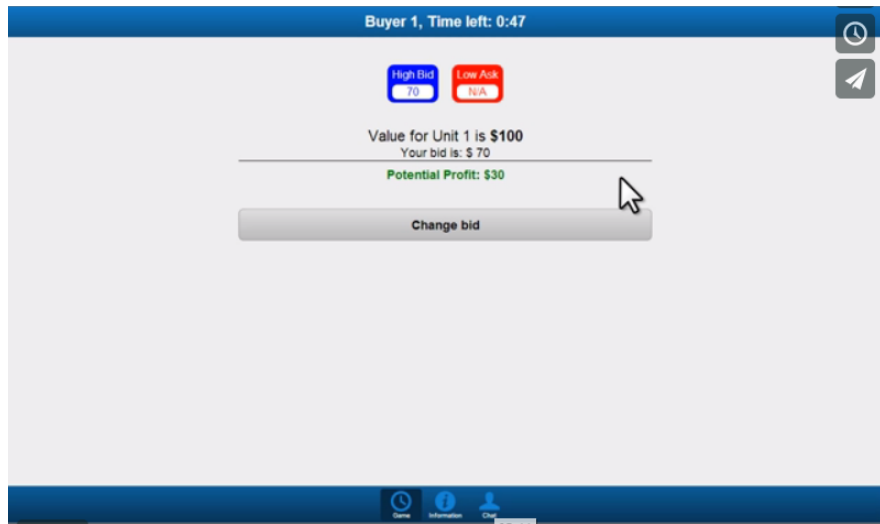


Figure: Once bid is placed, it shows potential profit, **you can change your bid at any time**

Using Kiviq: Sellers

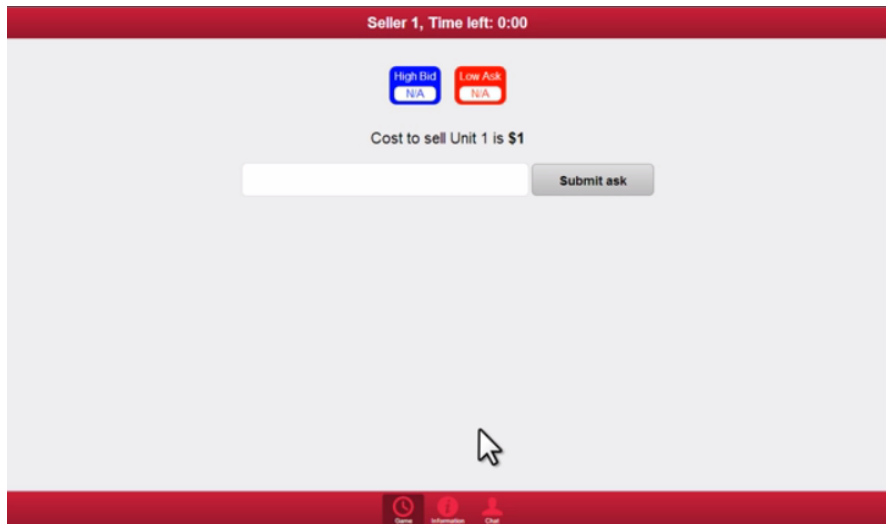


Figure: Sellers have red screen, shows your cost for the unit

Using Kiviq: Sellers



Figure: Enter your ask (current lowest ask shown at top)

Using Kiviq: Sellers

Seller 1, Time left: 0:00

Seller 1	Cost	Price	Profit
Unit 1	\$ 1	\$ 50	\$ 49
Unit 2	\$ 34	\$ 62	\$ 28
Unit 3	\$ 67	\$ 44	\$ -23
Unit 4	\$ 100		

Current earnings | \$ 54

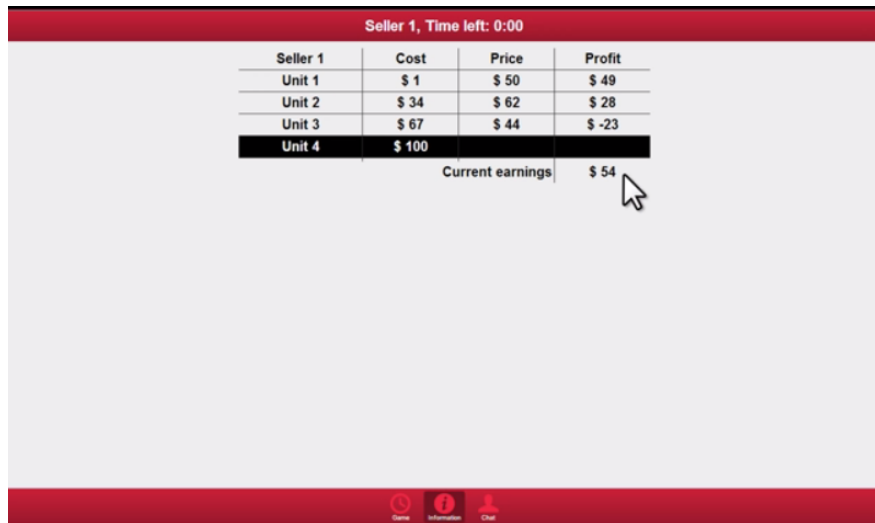


Figure: You can see your cost for each unit, **you don't need to sell every unit!**

Using Kiviq: Sellers

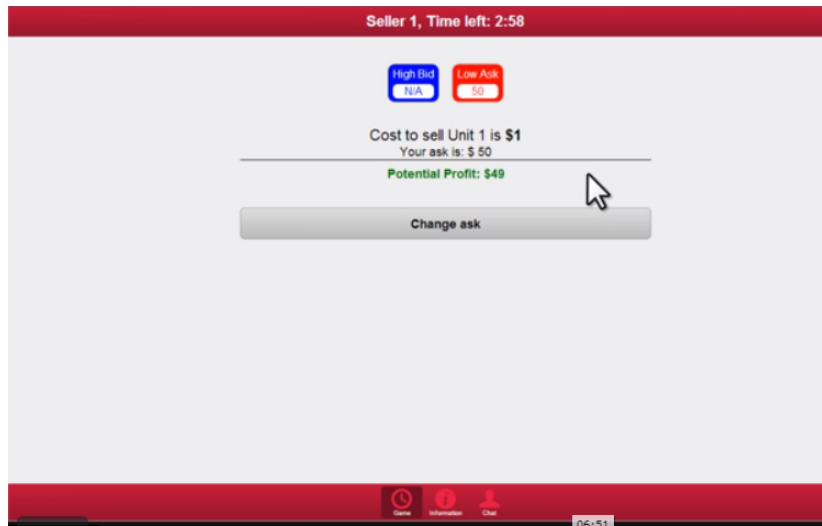


Figure: Once bid is placed, it shows potential profit, **you can change your bid at any time**

Using Kiviq: Trades

- ▶ Highest bid goes to the front of the line to buy (current highest bid displayed at top)

Using Kiviq: Trades

- ▶ Highest bid goes to the front of the line to buy (current highest bid displayed at top)
- ▶ Lowest ask goes to front of the line to sell (current lowest ask displayed at top)

Using Kiviq: Trades

- ▶ Highest bid goes to the front of the line to buy (current highest bid displayed at top)
- ▶ Lowest ask goes to front of the line to sell (current lowest ask displayed at top)
- ▶ When a buyer bids higher than the current lowest ask, trade happens at the seller's ask price

Using Kiviq: Trades

- ▶ Highest bid goes to the front of the line to buy (current highest bid displayed at top)
- ▶ Lowest ask goes to front of the line to sell (current lowest ask displayed at top)
- ▶ When a buyer bids higher than the current lowest ask, trade happens at the seller's ask price
- ▶ When a seller asks lower than current highest bid, trade happens at the buyer's bid price

Using Kiviq: Trades

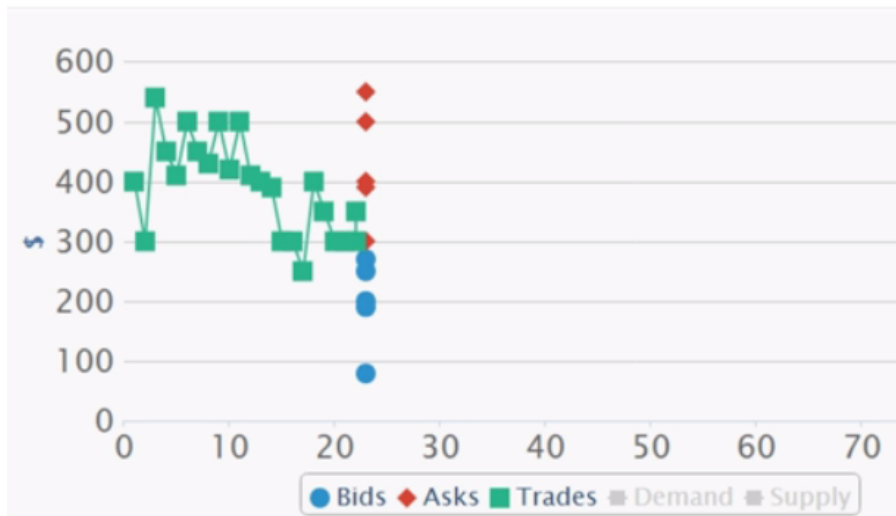


Figure: Screen at front shows bids, asks, trades, and price of each trade